

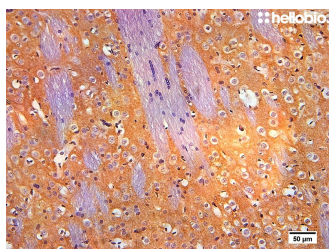
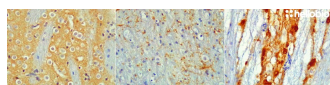
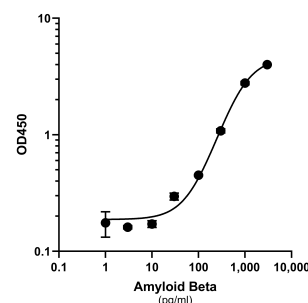
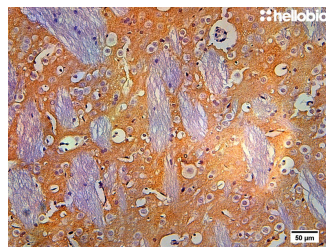
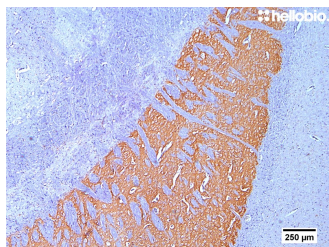
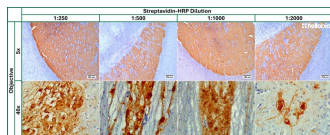
DATASHEET

Streptavidin-HRP

Product overview

Name	Streptavidin-HRP
Cat No	HB5225
Biological description	Biotin binding protein conjugated with horseradish peroxidase (HRP). Used to detect biotin labelled molecules such as nucleic acids, antibodies, and other proteins. Biotinylated antibodies are bound with high affinity by Streptavidin-HRP, enabling colorimetric detection in IHC or chemiluminescent detection in Western blots.
Species of origin	E. coli
Applications	ELISA, IHC, IHC-P, WB
Description	Biotin binding protein conjugated with HRP for colorimetric detection in IHC and chemiluminescent detection in WB

Images



Biological Data

Application notes

- Paraffin Embedded Immunohistochemistry (IHC-P):** We recommend a starting dilution of 1:500 although this may need further optimisation depending upon the experimental conditions. Please see our [paraffin embedded immunohistochemistry protocol](#) for more information. We recommend developing the staining reaction using DAB ([HB0687](#)) as this produces a stable precipitate for imaging.
- Western Blot (WB):** We recommend a starting dilution of 1:20,000 although this may need further optimisation depending upon affinity of the primary antibody and the abundance of the target probed for. We recommend developing using enhanced chemiluminescence (please see our range of [ECL substrates](#)). For more information please see our [Western Blotting Protocol](#)
- ELISA:** We recommend a starting dilution of 1:10,000 although this will need optimising for the specific assay.

Solubility & Handling

Storage instructions	-20 °C
Storage buffer	50% Glycerol, 50% PBS, pH 7.4
Important	This product is for RESEARCH USE ONLY and is not intended for therapeutic or diagnostic use. Not for human or veterinary use

Chemical Data

Conjugate	Horseradish peroxidase (HRP)
-----------	------------------------------

References

Application of HRP-streptavidin bionanoparticles for potentiometric biotin determination.

Büyüktiryaki S et al (2022) Bioelectrochemistry (Amsterdam, Netherlands) 144

PubMedID [34823072](#)

Antibody-biotin-streptavidin-horseradish peroxidase (HRP) sensor for rapid and ultra-sensitive detection of fumonisins.

Yang H et al (2020) Food chemistry 316

PubMedID [32045810](#)

Streptavidin-biotin-peroxidase nanocomplex-amplified microfluidics immunoassays for simultaneous detection of inflammatory biomarkers.

Wu J et al (2017) Analytica chimica acta 982

PubMedID [28734353](#)
