Hello Bio, Inc.
304 Wall St., Princeton, NJ 08540 USA

T. 609-683-7500
F. 609-228-4994

customercare-usa@m2stage.hellobio.com

# DATASHEET

Goat Anti-Mouse IgG H&L (HRP) preadsorbed ValidAb™

## Product overview

| | |
|---|---|
| **Name** | Goat Anti-Mouse IgG H&L (HRP) preadsorbed ValidAb™ |
| **Cat No** | HB8356 |
| **Host** | Goat |
| **Clonality** | Polyclonal |
| **Target** | Mouse IgG H&L |
| **Conjugate** | Horseradish peroxidase (HRP) |
| **Description** | Goat Anti-Mouse IgG H&L Horseradish peroxidase (HRP) secondary antibody. Part of the ValidAb ™ range of highly validated, data-rich antibodies. |

## Validation data

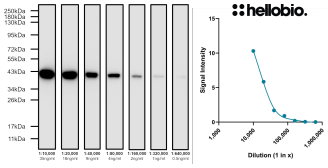


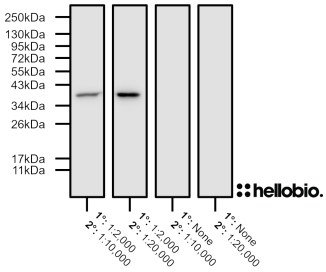


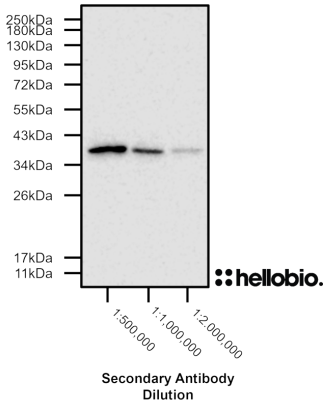


## Product information

| | |
|---|---|
| **Immunogen** | Purified mouse IgG |
| **Isotype** | IgG |
| **Purification notes** | Immunogen affinity chromatography. Pre-adsorbed with human serum proteins |
| **Concentration** | 0.35mg/ml |
| **Formulation** | 50% Glycerol, 50% PBS pH 7.4 with 0.05% ProClin-300 |

## Tested applications

| | |
|---|---|
| **Applications** | ELISA, IHC, WB |
| **Western blot optimal concentration** | Dependent on assay. A 1:20,000 dilution is a good starting point. |
| **Open data link** | Please follow this link to OSF |

## Storage & Handling

| | |
|---|---|
| **Storage instructions** | -20°C |
| **Important** | This product is for RESEARCH USE ONLY and is not intended for therapeutic or diagnostic use. Not for human or veterinary use |

## References


**Coordinated interplay between palmitoylation, phosphorylation and SUMOylation regulates kainate receptor surface expression.**

Yucel BP et al (2023) Frontiers in molecular neuroscience 16
**PubMedID** 37868810

**The induction of p53 correlates with defects in the production, but not the levels, of the small ribosomal subunit and stalled large ribosomal subunit biogenesis.**

Eastham MJ et al (2023) Nucleic acids research 51
**PubMedID** 37526268

**Western blot: technique, theory, and trouble shooting.**

Mahmood T et al (2012) North American journal of medical sciences 4
**PubMedID** 23050259